

MAHLE

Shop Equipment

Master Catalog



About MAHLE Service Solutions

For 30 years, MAHLE Service Solutions, a division of MAHLE Aftermarket, has specialized in the development and manufacturing of automotive tools and equipment. Our products and services are used in major OE vehicle manufacturing plants, dealerships, and independent aftermarket service providers around the world. We are one of the largest global supplier of OE dealership scan tools.

Widely known as RTI, prior to the acquisition by MAHLE Aftermarket in 2013, MAHLE Service Solutions was the first manufacturer of A/C recovery equipment with the introduction of the first fluid machine in 1995. Today our vehicle service products include manufacturing test systems, diagnostic tools, air conditioning service, refrigerant recovery, fluid exchange, and lifting equipment.

First Choice Supplier

The largest service chains and OEs choose MAHLE Service Solutions as their supplier of equipment. We listen to our customers to understand their needs as business partners for repair and service solutions.

Best-in-Class Solutions

We analyze the market and offer timely, reliable, and valuable solutions with global availability; improving workshop productivity and total cost of ownership.

Best-in-Class Support

We proactively and innovatively act to support the success and sustainability of our customers with hundreds of service centers and free lifetime technical support. A large number of field sales representatives are available to support you with on-site set-up and training – and we can customize a solution to fit your individual service need.

Experience

Along with over 30 years of vehicle manufacturing and service testing, we have over 100 years as one of the top vehicle automotive suppliers of engine technology.

Reliable

Our tools and equipment undergo a stringent quality control process – above the industry standard.

Industry-Leading

Our warranty is one of the best in the industry; extensive and no-hassle coverage. Replacement parts are available for next-day delivery.

Technical Support

We provide free lifetime technical support on all of our products through our toll-free number (800-468-2321), or through email at tech.mss@mahle.com.



Over 30 million vehicles a year are tested with a MAHLE Service Solutions product in over 25,000 dealer and aftermarket service shops around the world. Visit www.servicesolutions.mahle.com for more information.

Shop Equipment Catalog

Table of contents

1. About MAHLE Service Solutions

1.1	A/C Handling and Fluid Exchange Overview	2
-----	--	---

2. ArcticPRO® Refrigerant Handling Systems

2.1	R134a A/C Handling Systems	4
2.2	R1234yf A/C Handling Systems	6
2.3	A/C Handling Systems Comparison Chart	8
3.8	A/C Handling Systems Parts & Accessories	9

3. FluidPRO® Fluid Exchange Systems

3.1	Transmission Fluid Exchange	12
3.2	Brake Fluid Exchange	14
3.3	Coolant Fluid Exchange	16
3.4	Vacuum Coolant Exchange	18
3.7	Multi-Fluid Exchange	20
3.8	Exhaust Ventilation System	21

5. ShopPRO® Heavy Duty Lift Equipment

5.1	Wireless Mobile Column Lifts	23
5.2	High Rise Vehicle Support Stands	27
5.3	Air Lifts	28
5.4	Axle Jacks	32
5.5	Clutch Jacks	34
5.6	Transmission Jacks	36
5.7	Engine Stands	42
5.8	Filter Crushers	44
5.9	Fluid Handlers	45
5.10	Forklift Jacks	46
5.11	Locknut Sockets	47
5.12	Service Jacks	48
5.17	Non-Skid Truck Ramp	49
5.13	Shop Cranes	50
5.14	Shop Presses	52
5.15	Vehicle Lifts	54
5.16	Vehicle Support Stands	56
5.18	Wheel Dollies	58
5.19	Wheel End Service	60

A/C handling and fluid exchange



In an industry that demands the best, MAHLE Service Solutions delivers the highest performance, most dependable equipment built – just ask the hundreds of service centers that rely on MAHLE Service Solutions units every day.

MAHLE Service Solutions factory tested equipment is constructed with durable components to ensure it not only outlasts, but also outperforms other brands. The superior MAHLE Service Solutions experience does not end at the store; extensive warranty coverage and veteran sales support ensure you will have service needs completed quickly and without hassle.

With the widest range of automotive A/C, refrigerant recovery, and fluid exchange service equipment, MAHLE Service Solutions has a model to fit any need and an experienced staff working for your success.

The ArcticPRO® refrigerant handling series offers a wide array of A/C servicing equipment, loaded with additional cost-saving features and superior system performance.

R134a models:

- ACX2180
- ACX2180H (Hybrid)
- ACX2150

R1234yf models:

- ACX2280
- ACX2250

The FluidPRO® fluid exchange systems optimizes repair shop service offerings with a full line designed to extract used or contaminated fluids with no messy clean-up.

- Transmission
- Brake fluid
- Coolant & vacuum coolant
- Multi-fluid
- Exhaust ventilation



To complement the offering of A/C and fluid service equipment, MAHLE Service Solutions has partnered with Gray Manufacturing to provide the ShopPRO® hydraulic and pneumatic equipment available for the professional service technician.



Refrigerant Handling Systems

Equipment ready to recover, recycle, and recharge R134a & R1234yf refrigerant.

Products:

- ArcticPRO® ACX2150
- ArcticPRO® ACX2180 / 2180H
- ArcticPRO® ACX2280
- ArcticPRO® ACX2250



R134a A/C Handling Systems

General Features:

- Innovative, ergonomic hinged service door simplifies unit service
- 7" capacitive touch screen and intuitive user interface
- Bright LED indicator light
- Wireless software update capability
- Automatic weighing of recovered oil
- Data management and reporting for refrigerant use optimization and warranty reporting
- Connectivity for remote technical support



Model features

ACX2150

460 80445 00

Distinguishing features:

- + Integrated automatic oil and UV dye injection for AC leak detection
- + Optional iOS and Android phone app for remote service session mirroring and advanced functionality

ACX2180

460 80447 00

Distinguishing features:

- + EcoLOCK® R134a couplers
- + Extended life filter
- + iOS and Android phone app for remote service session mirroring and advanced functionality included
- + Integrated automatic oil and UV dye injection for AC leak detection
- + Network printing capability
- + Database included

ACX2180H

460 80448 00

Distinguishing features:

- + EcoLOCK® R134a couplers
- + Extended life filter
- + iOS and Android phone app for remote service session mirroring and advanced functionality included
- + Network printing capability
- + Hybrid certified
- + Database included



Specifications

Specification	
Certifications	SAE J2843, SAE J2888, UL 1963
Charge performance	+/- 0.5 oz. at 70°F to 75°F (+/- 15g at 2°C to 24°C)
Recovery performance	95% at 70°F to 75°F (21°C to 24°C) within 30 minutes
Operation	Fully automatic
Charging cylinder	30 lb. (136 kg) DOT
Compressor	3/8 HP – 0.279kW
Dimensions (h x w x d)	47 in x 29 in x 29 in (119 cm x 74 cm x 74 cm)
Filter drier capacity	150 lb. (68 kg) spin-on type
Hoses	9 ft (2.75 m)
Languages	English, French, Spanish
Operating ranges	50°F to 122°F (10°C to 50°C)
Power source	120 VAC – 60 HZ – 12 AMP
Vacuum pump	1.8 CFM dual stage
Warranty	2 years parts - 1 year labor
Weight	215 lb. (98 kg)

Related parts and accessories

Part number	Description
1 360 83254 00	Replacement high-capacity combo filter - ACX2180 & 2180H
2 360 82739 00	Replacement combo filter - ACX2150
3 360 82744 00	Calibration check ball
- 011 80070 00	Vacuum pump oil (1 quart)
4 023 80095 00	High side coupler - R134a
5 023 80096 00	Low side coupler - R134a

Related Parts and Accessories



Please scan the QR code to view the available A/C parts and accessories.

1



2



3



4



5



Please scan the QR code to watch the overview video of this equipment.

R1234yf A/C Handling Systems

General Features:

- Innovative, ergonomic hinged service door simplifies unit service
- 7" capacitive touch screen and intuitive user interface
- Bright LED indicator light
- Wireless software update capability
- Automatic weighing of recovered oil
- Data management and reporting for refrigerant use optimization and warranty reporting
- Connectivity for remote technical support



Model features

ACX2250

460 80446 00

Distinguishing features:

- + Network printing capability
- + Non-integrated refrigerant identifier
- + Optional iOS and Android phone app for remote service session mirroring and advanced functionality

ACX2280

460 80449 00

Distinguishing features:

- + Network printing capability
- + Extended life filter
- + Integrated refrigerant identifier
- + EcoLOCK® R1234yf couplers
- + Included iOS and Android phone app for remote service session mirroring and advanced functionality
- + Database included



Specifications

Specification	
Certifications	SAE J2843, SAE J2888, UL 1963
Charge performance	+/- 0.5 oz. at 70°F to 75°F (+/- 15g at 21°C to 24°C)
Recovery performance	95% at 70°F to 75°F (21°C to 24°C) within 30 minutes
Operation	Fully automatic
Charging cylinder	30 lb. (136 kg) DOT
Compressor	3/8 HP – 0.279kW
Dimensions (h x w x d)	47 in x 29 in x 29 in (119 cm x 74 cm x 74 cm)
Filter drier capacity	150 lb. (68 kg) spin-on type
Hoses	9 ft (2.75 m)
Languages	English, French, Spanish
Operating ranges	50°F to 122°F (10°C to 50°C)
Power source	120 VAC – 60 HZ – 12 AMP
Vacuum pump	1.8 CFM dual stage
Warranty	2 years parts - 1 year labor
Weight	215 lb. (98 kg)


Related parts & accessories

	Part number	Description
1	360 83254 00	Replacement high-capacity combo filter
-	360 82739 00	Replacement high-capacity combo filter (ACX2250 only)
2	360 82950 00	High side coupler R1234yf
3	360 82951 00	Low side coupler R1234yf
4	360 82744 00	Calibration check ball
-	011 80070 00	Vacuum pump oil (1 quart)
5	026 80128 00	Internal RFID filter ID900, ID1000, & ID2000

Related Parts and Accessories



Please scan the QR code to view the available A/C parts and accessories.



Please scan the QR code to watch the overview video of this equipment.

ArcticPRO® A/C Handling Systems Feature Comparison


Feature	R134a			R1234yf	
	ACX2150	ACX2180	ACX2180H	ACX2250	ACX2280
Fully-automatic	■	■	■	■	■
Multilingual display	■	■	■	■	■
2-Year limited warranty	■	■	■	■	■
High & low side refrigerant charging	■	■	■	■	■
Vacuum leak test	■	■	■	■	■
Notification alarm	■	■	■	■	■
Refrigerant & filter management	■	■	■	■	■
Automatic oil drain	■	■	■	■	■
Automatic air purge	■	■	■	■	■
E ³ (EcoLOCK®) quick couplers	▲	■	■	▲	■
Included database		■	■		■
On-board integrated thermal printer	▲	▲	▲	▲	▲
Remote technical support and service	■	■	■	■	■
Integrated hose flushing (hybrid models only)			■	■	■
Hybrid-capable			■	■	■
2.0 CFM vacuum pump	■	■	■	■	■
Shock-mounted load cell	■	■	■	■	■
Integrated identifier					■
Internal identifier (separate sample hose)				■	
Automatic dye injection	■	■			
Touch screen	7"	7"	7"	7"	7"
App monitoring	▲	■	■	▲	■
Automatic software updates	■	■	■	■	■
Enterprise data management / reporting	■	■	■	■	■

■ = Included

▲ = Optional

ArcticPRO® A/C Handling Systems parts & accessories

	Part number	Description
1	026 80635 00	LD-2 UV leak detector
2	360 83104 00	Universal AC flush kit R1234yf & R134a
3	026 80707 00	A/C lubricant & dye injector R1234yf master kit
4	360 81733 00	A/C Leak detector sealant starter kit
5	360 83461 00	UV Leak Detection Light
-	026 80309 00	Leak detector sealant cartridges - 25 pack
6	360 82641 00	A/C oil injection starter kit - PAG
7	360 83363 00	A/C oil injection starter kit - POE
-	011 80058 00	8oz PAG oil cartridge
-	011 80061 00	4 oz PAG oil cartridge
-	026 80092 00	Heater belt
8	026 80785 00	Dust cover for all ACX2XXX series units
-	026 80697 00	Dust cover for the ACX1120, ACX1150, and ACX1250
-	360 83014 00	Dust cover for the ACX1280 and ACX1180



More accessories on next page ➔



Please scan the QR code to view all available A/C parts and accessories.

ArcticPRO® A/C handling systems parts & accessories

Part number	Description
9	360 83449 00 Internal R1234yf refrigerant identifier replacement kit (only works with 2xxx series ACX machines)
10	360 83269 00 ACX2XXX series thermal printer field installation kit
11	023 80147 00 Adapter .5ACME female x low FSC
12	360 80844 00 R134a Vacuum pump adapter
-	360 81618 00 Inline A/C filter elements - 10 pack
-	023 80463 00 High side coupler R134a - ECOLOCK
-	023 80464 00 Low side coupler R134a - ECOLOCK
-	023 80467 00 High side coupler R1234yf - ECOLOCK
-	023 80468 00 Low side coupler R1234yf - ECOLOCK
-	360 82948 00 High side service hose R1234yf for all R1234YF units - 9 ft.
-	360 82949 00 Low side service hose R1234yf for all R1234YF units - 9 ft.
-	028 80532 00 High side service hose R134a for ACX1120 and ACX1150 - 9 ft.
-	028 80533 00 Low side service hose R134a for ACX1120 and ACX1150 - 9 ft.
-	028 80035 02 High side service hose R134a - 11 ft.
-	028 80036 02 Low side service hose R134a - 11 ft.
13	360 82682 00 Replacement thermal printer paper, 5 rolls, fits ACX2XXX series
-	360 83110 00 Replacement thermal printer paper, 5 rolls, fits ACX1120 and ACX1150
-	360 82175 00 Preventative maintenance kit for ACX1180
14	026 80776 00 Combo filter kit for ACX1120H, ACX1150 & 1150H, ACX1250 - 3/8" MFL
-	360 83255 00 Vehicle database activation license
-	360 83256 00 Phone app activation license
-	022 80181 00 O2 Sensor (IDX)
-	022 80174 00 O2 Sensor (Neutronics)
-	360 83460 00 O2 Sensor kit for IDX identifiers (includes: O2 sensor, RFID filter, hose/restrictor)
-	360 83241 00 O2 Sensor Kit for Neutronics identifiers (includes: O2 sensor, RFID filter, hose/restrictor)
-	026 80708 00 AC lubricant & dye Injector R134A master kit
-	360 83461 00 AC UV lead detection flashlight
-	002 80054 00 ACX Smart VIN Decode VCI





Fluid Exchange Systems

A full line of fluid exchange systems designed to extract used or contaminated fluids with no messy cleanup.

Products in this section:

- ATX – Transmission fluid exchange systems
- BFX – Brake fluid exchange systems
- MCX – Coolant exchange systems
- VCX – Vacuum coolant exchange systems
- FHS – Multi-fluid exchange
- EV-1 – Exhaust ventilation systems



Transmission Fluid Exchange

ATX-3

Features:

- "Dipstick" or "Cooler" mode
- Start engine indicator
- Electronic diode illuminated keypad
- Fluid flow direction indicator
- Transmission diagnostic pressure gauge
- New and used fluid sight glasses
- Automatic fluid level adjustment +/- 1/2 quarts
- Digital weight scale
- Patented bypass circuit
- Fast full exchange service times of 2-5 minutes and 8-14 minutes in "Dipstick" mode



ATX-280

Features:

- 7" touchscreen LCD display
- Graphical interface
- Integrated database
- Automatic oil flow direction detection
- WiFi connection
- Remote printing capability
- App for remote display
- Interchangeable tank
- Fast full exchange service times of 2-5 minutes and 6-10 minutes in "Dipstick" mode



Specifications

Specification	ATX-3	ATX-280
Part number	400 80009 00	400 80023 00
Adapters	Includes standard adapter kit	Includes standard adapter kit
Controls	Microprocessor with digital keypad & light emitting diodes	7" touch screen LCD display
Dimensions (H x W x D)	45 in x 28 in x 26.5 in (112 cm x 70 cm x 67 cm)	47 in x 29 in x 29 in (120 cm x 74 cm x 74 cm)
Fluid tanks / types	26 quarts (24.6 liters) each - both new & used fluids	25 quarts (23.6 liters) each - both new & used fluids
Hoses	10 ft. (3 m) black & red (exchange); 8 ft. (2.5 m) black (empty used tank) ATX-3+Boost also includes 5 ft. (1.5 m) clear, attached to 8 ft. (2.5 m) black hose for dipstick mode	10 ft. (3 m) service hoses, 5 ft. (1.5 m) for draining the waste oil); also includes 5 ft. (1.5m) clear, attached to 5 ft. (1.5m) black hose for dipstick mode
New fluid pump	Positive displacement gear pump, 4 quarts (3.8 liters) per minute/ includes diaphragm pump, 7.2 quarts (6.84 liters) per min.	2 X hydraulic oil pumps of 10 liters per min each; PWM-controlled
Operating range	Cooler Mode: 32°F to 122°F (0°C to 50°C) Dipstick Mode: 42°F to 122°F (5.5°C to 50°C)	41°F to 122°F (5°C to 50°C)
Power source	12 VDC - 10 Amp	110/230 V, 50-60Hz
Process time	3 to 6 minutes average	2 to 5 minutes
Scale accuracy	±0.03% over usable range	±0.03% over usable range
Warranty	1 year parts & labor	1 year parts & labor
Weight	244 lbs. (111 kg)	136 lbs. (62 kg)

Adapters / accessories

Part number	Model	Description
300 80048 00	ATX-3, ATX-280	ATX standard adapter kit
300 80049 00	ATX-3, ATX-280	Deluxe ATX adapter kit (includes many foreign vehicle adapters)
300 80051 00	ATX-3	Sight glass kit, sight glass bowl, filter, o-ring (2 ea.)
300 80129 00	ATX-3, ATX-280	Kit adapter, european - extended
300 80052 00	ATX-3, ATX-280	By-pass adapter hose
300 80003 00	ATX-280	New/Used ATF Fluid tank - 25 quarts
300 80004 00	ATX-280	Additive/Detergent Bottle
360 83110 00	ATX-280	Thermal printer Paper - 5 Rolls
024 80259 00	ATX-280	Thermal Printer
300 80061 00	ATX-3	ATX flush canister, in-line applications, 14 oz capacity
300 80014 00	ATX-3, ATX-280	Adapter hose, straight, connects machine to vehicle
300 80015 00	ATX-3, ATX-280	Adapter hose, 90 degrees, connects machine to vehicle
300 80076 00	ATX-3, ATX-280	ATX dipstick wand assembly, 5/16" OD
300 80077 00	ATX-3, ATX-280	ATX dipstick wand assembly, 1/4" OD
300 80112 00	ATX-3, ATX-280	ATX dipstick wand assembly, 3/8" OD
000 80097 00	ATX-3, ATX-280	JAGUAR XJ8 (female)
000 80098 00	ATX-3, ATX-280	JAGUAR XJ8 (male)
000 80105 00	ATX-3, ATX-280	VW / NISSAN (male)
000 80106 00	ATX-3, ATX-280	VW / NISSAN (female)
000 80117 00	ATX-3, ATX-280	BMW X5 2007-2009 (male)
000 80118 00	ATX-3, ATX-280	BMW X5 2007-2009 (female)
000 80110 00	ATX-3, ATX-280	ATX adapter kit, Volkswagen / Ford, vehicles with DSG trans
000 80117 00	ATX-3, ATX-280	ATX adapter 56/56a, BMW X5-X6, 2007-2009

Brake Fluid Exchange

Features:

- Fitted with an infinitely variable pressure regulator
- Suitable for ABS, ESP, EDS and SBC
- Hydraulic pump
- Pulsating fluid flow to pressurize air bubbles out of the braking system
- Automatic switch-off on empty container
- Pressure-less decoupling from vehicle
- Venting of device during container changeover not necessary
- Allows for brake bleeding procedure to be accomplished with single person operation



BFX-10

Unit-specific features:

- + Portable and light weight for easy hand held mobile use
- + Two Universal adapters included (with 425 80016 00)



BFX-20

Unit-specific features:

- + Adapters included (with 425 80014 00)
- + Additionally fitted with the BFX PLUS extraction system
- + Removable tool tray




Please scan the QR code to watch the BFX-20 set up video.

Specifications

Specification	BFX-10	BFX-20
Part number	425 80015 00 / 470 80016 00 (w/adapters)	425 80011 00 / 425 80014 00 (with adapter)
Working pressure	5 - 50 psi	5 - 50 psi
Power supply	110V, 60Hz	110V, 60Hz
Length	15.3 in	16 in
Width	9.8 in	16 in
Height	16.1 in	40 in
Filling hose length	11.5 ft	11.3 ft
Maximum container size	13.8L / 1 gal	5L / 1.3 gal
Weight	15.4 lbs	46 lbs

Adapters / accessories

	Part number	Description
1	026 80354 00	Brake fluid test strips, FASCAR® 100 strips
2	026 80734 00	Waste fluid collection bottle with bleeder connection and handle 1L
3	026 80735 00	Waste fluid collection bottle with quick connect fitting 1L
4	026 80736 00	New fluid container 5L
5	026 80791 00	In-line filter waste fluid suction hose
6	325 80118 00	Kit BFX standard adapters with case
-	028 80576 00	New Fluid Hose with 5L Container Connection
-	028 80575 00	New Fluid Fill Hose
-	026 80356 00	BrakeStrip Plus Kit



Coolant Fluid Exchange

Features:

- Compatible with all coolant types
- Two 7.5 gal new coolant tanks and one 15 gal waste tank
- Automatic pump shut-off
- Drip-proof tank connectors
- Service times of 3 minutes
- Visible fluid level indicators
- Easy to read gauges
- Powered by 12V power supply clips
- + Includes flush bypass loop & flow indicator (MCX-2F)
- + Larger capacity fill tanks and step adapters (MCX-2HD)



Specifications

Specification	
Part Numbers	MCX-2: 470 80030 00 / MCX-2F: 470 80031 00 / MCX-2HD: 470 80032 00
Adapters	Step adapters: universal; 2 sets; 1-1/4 in to 1-3/4 in range (3.2 cm to 4.4 cm) diameter / Hose adapters: universal; 2 hoses, 1-1/4 in to 1-3/8 in (3.2 cm to 3.5 cm) and 1-1/2 in to 1-3/4 in. (3.8 cm to 4.4 cm) diameter
Coolant exchange	92 to 98% single pass, average exchange for most vehicles
Dimensions (H x W x D)	45 in x 38 in x 22.5 in (114 cm x 97 cm x 57 cm)
Fluid tanks / types	Contains two 7.5 gal new coolant tanks
Hoses	8 ft (2.4 m) green (new fluid) hose and 8 ft (2.4 m) black (used fluid) hose with clear section. 10 ft clear (system pressure relief) hose
Hose connection	3/8 in (9.5 mm); quick connect/disconnect
Operating range	32°F to 122°F (0°C to 50°C)
Power source	12 VDC - 10 Amp
Process time	<3 minutes average (full exchange)
Pumps	2 gal. (7.9 liter) per minute fill: diaphragm type / drain: impeller type
Warranty	1 year parts & labor
Weight	170 lbs. (77 kg)

Adapters / accessories

	Part number	Model	Description
-	370 80002 00	MCX-2, MCX-2F	Step adapter, 3/8", 1/2"
-	370 80003 00	MCX-2, MCX-2F	Step adapter, 5/8", 3 7/8"
-	370 80004 00	MCX-2, MCX-2F	Step adapter 1.125" To 1.375"
-	370 80005 00	MCX-2, MCX-2F	Step adapter 1.50" To 1.75"
-	370 80019 00	MCX-2, MCX-2F	Kit standard with MCX machines, hoses, adapters, hose clamps, wand
1	370 80033 00	MCX-2	Flush hose assembly
-	370 80048 00	MCX-2, MCX-2F	Step adapter 2" to 2.5"
2	370 80172 00	MCX-2, MCX-2F	Adapter, BMW 3 & 5 series, 1999 & newer
3	370 80173 00	MCX-2, MCX-2F	Adapter, Saturn pressurized reservoir
4	370 80175 00	MCX-2, MCX-2F	Adapter Audi S4, 2001 V6 twin turbo
5	370 80204 00	MCX-2, MCX-2F	Waste tank, 15 gal. Includes fitting, float switch, auto shut-off
-	370 80239 00	MCX-2, MCX-2F	Adapter, Ford 6.4L & 6.7L diesel
-	370 80252 00	MCX-2, MCX-2F	Fill tank, 7 gal. Includes fitting, tube, filter, check valve
-	370 80123 00	MCX-2HD	Heavy duty adapter kit
-	026 80355 00	Universal	Coolant test strip kit (100 coolant strips)
-	025 80326 00	MCX-2, MCX-2F	Fuse, special low blow
-	026 80250 00	MCX-2, MCX-2F	Sight glass bowl, includes filter, o-ring, filter housing
-	370 80052 00	MCX-2, MCX-2F	Sticks PH measuring - bottle of 70
-	370 80049 00	MCX-2, MCX-2F	90° hose adapter, 1-1/4" to 1-3/8"
-	370 80050 00	MCX-2, MCX-2F	90° hose adapter 90°, 1-1/2" to 1-3/4"
-	370 80051 00	MCX-2, MCX-2F	90° hose adapter 90°, 2" to 2-1/2"
6	370 80165 00	MCX-2, MCX-2F	Impeller kit, early model with 3-screw pump cover, Jabsco pump
-	370 80166 00	MCX-2, MCX-2F	Impeller kit, current model with 4-screw pump cover
-	370 80169 00	MCX-2, MCX-2F	Wand, complete
-	370 80185 00	MCX-2, MCX-2F	Waste tank assembly, round
-	370 80047 00	MCX-2, MCX-2F	Assembly adapter insulated 1.5 To 1.75 MCX

1



2



3



4



5



6



Vacuum Coolant Exchange

Features:

- Color coded function valves
- Easy coolant selection/changeover
- Fluid flow direction indicator
- Fast service times of 5-15 minutes
- Vacuum gauge
- Pressure relief valve on waste fluid cylinder
- No-leak end cap design
- Powered by shop air



VCX-1



VCX-4

Specifications

Specification	VCX-1	VCX-4
Part number	470 80019 00	470 80020 00
Adapters	2 cone plugs; 8 in (20 cm) hose adapter	2 cone plugs; 8 in (20 cm) hose adapter
Controls	Ball valves w/ color-match system	Ball valves w/ color-match system
Number of cylinders	Two - one waste, one new	Four - one waste, three new
Coolant cylinders	20 quart (18.9 liter) each	20 quart (18.9 liter) each
Dimensions (H x W x D)	63 in x 28 in x 22.5 in (160 cm x 71 cm x 57 cm)	63 in x 28 in x 29 in (160 cm x 71 cm x 74 cm)
Fluid tanks / types	Any coolant type	Any coolant type
Hoses	Clear, wire reinforced 10 ft. (3 m)	Clear, wire reinforced 10 ft. (3 m)
New fluid pump	Venturi vacuum generator; 28 inHg (0.95 bar) maximum	Venturi vacuum generator; 28 inHg (0.95 bar) maximum
Power source	Shop air, 55 to 110 psi (3.8 to 76 bar)	Shop air, 55 to 110 psi (3.8 to 76 bar)
Process time	5 to 15 minutes average	5 to 15 minutes average
Warranty	1 year-parts & labor	1 year-parts & labor
Weight	166 lb. (75 kg)	200 lb. (91 kg)

Adapters / accessories

Part number	Description
-	060 81215 00 Cone plug adapter
1	370 80071 00 Cone and hose adapter kit
-	026 80355 00 Coolant test strip kit (100 coolant strips)
2	370 80095 00 Radiator pressure relief adapter kit



Multi-Fluid Exchange

Features:

- Choice of either filling or removing fluids - simple change with a quick turn of the control knob
- Oil extraction tube for dipstick tube extraction
- Brake fluid adapter for brake bleeding
- General purpose tube with shut-off valve and semi-rigid flex end
- Rigid tube attachment for filling of front or rear differentials, transmissions, transfer cases or pumps
- Interchangeable attachments using a single-handed operating coupler on top of the unit
- Includes adapters



Specifications

Technical feature	FHS-100
Part Number	430 80004 00
Dimensions (H x W x D)	24 in x 10 in x 10 in (60.96 cm x 25.4 cm x 25.4 cm)
Fluid tank capacity	6.0L (1.5 gal)
Power source	Air
Max pressure	120 PSIG
Warranty	1 year-parts & labor
Weight	7 lbs (3.18 KG)

Adapters / accessories

Description	
1	Brake bleeding tube adapter
2	Dipstick tube adapter
3	General purpose tube adapter



Exhaust Ventilation System

Features:

- Compact design with locking casters
- Powerful motor
- Low noise rating
- Heat-resistant hose
- Spring loaded for height adjustment



Specifications

Technical feature	EV-1
Part Number	435 80001 00
A-weighted surface noise rating	Corrected LpAm = 73 dB(A)
Flow capacity	270 CFM (460 CMH)
Fuses	Qty. (2); 16 amp time delayed; 0.39 in x 1.49 in (10 mm x 38 mm)
Hose	40 ft. (12 m) long; 5 in (12.7 cm) diameter
Motor	110 VAC (0.75 HP)
Power source	Minimum 6 amp
Warranty	1 year-parts & labor
Weight	73 lbs. (33 kg)

Adapters / accessories

	Part number	Description
1	335 80001 00	Dual exhaust adapter kit

1





Heavy Duty Lift Equipment

A full line of the highest quality hydraulic and pneumatic equipment available for the professional service technician.

Products in this section:


- Air lifts
- Axle jacks
- Brake service
- Component lifts
- Engine stands
- Fluid handling
- Forklift jacks
- Locknut sockets
- Mobile column lifts
- Service jacks
- Shop cranes
- Shop presses
- Vehicle support stands
- Vehicle lifts
- Wheel dollies
- Wheel end service



Wireless Mobile Column Lifts

Features:

- Heavy duty lifting capacity
- Intelligent patented wireless smart lift technology
- Simple tablet-based touch screen with onboard manuals, videos, and internet
- Broad application, heavy-duty through light-duty vehicles
- Fully adjustable carriage, 12" forks supports wheel diameter from 5" to 24.5"
- Patent-pending down-stop visual safety system
- Adjustable lift height up to 69" (1753 mm)
- 24-volt mobile column, with a wide, adjustable carriage for over-sized tire engagement
- Features the industry's original wireless communication system, state of the art touch screen graphic control system, and a patented self-centering adjustable carriage, providing the user with the most reliable and safe lifting environment
- No external wires or cords providing clear and safe access to the undercarriage of the vehicle
- When used at full operating height, the user is provided with a lift height of 69 inches of free-and-clear access perfect for preventative maintenance; transmission removal and installation; clutch replacements; and with single and paired operation make easy work of axle, brake, and wheel work
- Sold in sets of 2, 4, 6 or 8 allowing users a capacity range of 26,500 lbs to 148,000 lbs



Please scan the QR code to watch the overview video of this equipment.

Mobile column lift specifications

	CML-7	CML-9	CML-9W
Part number	485 80094 00	485 80098 00	485 80102 00
Capacity (each)	14,000 lb (6,350 kg) – 7 ton	19,000 lb (8,165 kg) – 9.5 ton	19,000 lb (8,165 kg) – 9.5 ton
Min / max wheel diameter	5 in / 24.5 in (127 mm / 622 mm)	5 in / 24.5 in (127 mm / 622 mm)	4 in (102mm) – no max
Min (2) / max (4) lift height	32 in / 69 in (813 mm / 1,753 mm)	32 in / 69 in (813 mm / 1,753 mm)	32 in / 69 in (813 mm / 1,753 mm)
Height	88.5 in (2,248 mm)	88.5 in (2,248 mm)	88.5 in (2,248 mm)
Height (full lift)	157.13 in (3,991 mm)	157.13 in (3,991 mm)	157.13 in (3,991 mm)
Weight	1,485 lb (674 kg)	1,510 lb (685 kg)	1,575 lb (714 kg)



The patented Gray Wireless Portable Lift System improves a shop's safety, productivity, and flexibility. The wireless lift system family raises a wide variety of vehicles allowing technicians to safely and efficiently complete preventative maintenance tasks prior to major component repair.



Mobile column lift adapters

	Part Number	Model Number	Description
-	480 80110 00	CAD-FL	Fork lift adapter
-	485 80111 00	CAD-FL3	3rd wheel fork lift adapter
1	485 80112 00	CAD-CB	Cross beam adapter (sold individually)
2	485 80113 00	CAD-EL	End lift adapter (pair)
3	485 80156 00	CAD-120ML	Trailer king pin adapter
4	485 80162 00	CAD-CBEX5	15" tall post kit for CAD-CB - height extension (pair)
5	485 80163 00	CAD-CBEX9	19.5" tall post kit for CAD-CB - height extension (pair)
6	485 80132 00	CAD-15FCO	Ford cab off adapter (pair)
7	485 80131 00	CAD-240ML	Snow plow adapter

1



2



3



4



5



6



7



Mobile column lift accessories

	Part Number	Model Number	Description
1	485 80106 00	CML-LED	LED light kit
2	485 80126 00	CAR-20	2,000 lb rear axle restraint
3	485 80164 00	CML-CRFK	Cord reel retrofit kit
4	485 80157 00	CML-4PL	Wrap around protective cover

1



2



3



4



High Rise Vehicle Support Stands

Manufactured by



Features:

- The safest high-rise vehicle support stand in the industry
- Gas-spring assisted lift post
- Gas shock technology makes it easy to reach contact and starting heights
- 5 1/2" lift pad screw adjustable range
- Sold individually

For use with the mobile column lifts (CML-7, CML-9 & CML-9W)!



Specifications

Specification	CVS-7H	CVS-9H	CVS-10H
Part number	485 80107 00	485 80108 00	485 80109 00
Capacity (each)	7.5T (14,000 lb / 6,350 kg)	9T (18,000 lb / 8,165 kg)	10T (20,000 lb / 9,072 kg)
Base	21.8 in x 21.8 in (55 cm x 55 cm)	30 in x 33 in (76.2 cm x 83.82 cm)	21.8 in x 21.8 in (55 cm x 55 cm)
Minimum start height	53.1 in (135 cm)	48.8 in (124 cm)	53.4 in (136 cm)
Maximum lift height	72.1 in (183 cm)	84 in (213 cm)	72.1 in (183 cm)
Adjustment increments	2.8 in (7 cm)	2.8 in (7 cm)	2.8 in (7 cm)
Screw extension	3 in (8 cm)	5.5 in (14 cm)	2.8 in (7 cm)
Weight	105 lb (48 kg)	145 lb (66 kg)	115 lb (52 kg)

Air Lifts



Features:

- Designed for spring, tire, and brake work on agricultural sprayers and equipment
- 100% air operated
- Built-in vehicle support stand feature
- Multiple width saddle options included
- Removable handle
- Can be used in pairs with the air valve T-connector



Specifications

Specification	CBJ-10A
Part Number	485 80019 00
Capacity	20,000 lb (9,072 kg)
Minimum start height	50 in (127 cm)
Minimum start height with wide saddle	50 in (126 cm)
Maximum lift height	68 in (172 cm)
Maximum lift height with wide saddle	67 in (169 cm)
Saddle width	6.25 in (16 cm)
Wide saddle width	9.875 in (25 cm)
Pin increment positions	2.5 in (6.35 cm)
Stroke	9625 (24 cm)
Width	26 in (66 cm)
Length	27.5 in (70 cm)
Required air pressure	200 psi
Weight	290 lb (132 kg)

Air Lifts

Manufactured by



General features:

- Integrated lift and support stand
- 100% air operated
- Removable handle with two wheels
- Optional air valve tee connector



Specifications

Specification	CLS-10	CLS-15
Part number	485 80017 00	485 80018 00
Capacity	10T (20,000 lb / 9,072 kg)	15T (30,000 lb / 13,608 kg)
Minimum start height	17.5 in (44 cm)	176 in (45 cm)
Maximum lift height w/ extension	52.5 in (133 cm)	52.3 in (133 cm)
Maximum lift height w/o extension	37.5 in (95 cm)	37.3 in (95 cm)
Cylinder bore	12 in (30 cm)	14 in (36 cm)
Required air pressure	200 psi (13.8 bar)	200 psi (13.8 bar)
Overall length w/ handle	48 in (122 cm)	58.5 in (149 cm)
Overall length w/o handle	19 in (48 cm)	25.5 in (65 cm)
Wheel diameter	5 in (13 cm)	5 in (13 cm)
Stroke	10 in (25 cm)	10 in (25 cm)
Inside saddle width	4.5 in (11 cm)	4.8 in (12 cm)
Overall saddle width	5.3 in (13 cm)	5.5 in (14 cm)
Extension tubes	Square	Square
Handle length	29 in (74 cm)	36.5 in (93 cm)
Weight	138 lb (63 kg)	230 lb (104 kg)

Air Lifts

Manufactured by



Features:

- Built-in vehicle support stand feature allows complete open access under the vehicle
- Dual trigger control valve allows synchronized raising and lowering of vehicle
- US Patent #D357,106 & 5,484,134



CWL-10



CWL-15

Specifications

Specification	CWL-10	CWL-15	CWL-20
Part number	485 80089 00	485 80090 00	485 80091 00
Capacity per set	20,000 lb (9,072 kg)	30,000 lb (13,608 kg)	40,000 lb (18,143 kg)
Minimum start height	Floor level	Floor level	Floor level
Maximum lift height	24 in (61 cm)	24 in (61 cm)	30 in (76 cm)
Power	Air	Air	Air
Required air pressure	160 psi (11 bar)	160 psi (11 bar)	160 psi (11 bar)
Stroke	24 in (61 cm)	24 in (61 cm)	30 in (76 cm)
Minimum wheel diameter (w/ adapters)	16 in (41 cm)	16 in (41 cm)	14 in (36 cm)
Minimum wheel diameter (w/o adapters)	19.5 in (50 cm)	19.5 in (50 cm)	21 in (53 cm)
Maximum wheel diameter	24.5 in (62 cm)	24.5 in (62 cm)	24.5 in (62 cm)
Dimensions – in (H x W x D)	53.3 in x 416 in x 44.3 in	53.3 in x 416 in x 44.3 in	63 in x 45 in x 44 in
Dimensions – cm (H x W x D)	135 cm x 106 cm x 112 cm	135 cm x 106 cm x 112 cm	160 cm x 114 cm x 112 cm
Weight	1,000 lb (454 kg)	1,500 lb (680 kg)	1,965 lb (891 kg)

Adapters / accessories

Part number	Description
485 80092 00	Small wheel adapter for 14"-21" wheels (for CWL-10 & CWL-15)
485 80092 00	Small wheel adapter for 16"-19" wheels (included with CWL-20)

Axle Jacks

Features:

- QuickLift® feature, internal design raises the ram to the load at a quicker rate of speed
- Low starting height of 8" allows for easy positioning and spotting underneath low profile vehicles
- Patent pending air ram retract feature allows the user to reset the ram back to minimum starting height without reconnecting the hose



Manufactured by



Specifications

Specification	CAJ-25*	CAJ-25LP (*with large pad)	CAJ-25S (*with short handle)	CAJ-35
Part number	485 80051 00	485 80053 00	485 80052 00	485 80054 00
Capacity (lbs / kg)	50,000 lb (22,680 kg)	50,000 lb (22,680 kg)	50,000 lb (22,680 kg)	70,000 lb (31,751 kg)
Capacity (tons)	25 ton	25 ton	25 ton	35 ton
Minimum start height	8 in (20 cm)	8-9 /16 in (21.8 cm)	8 in (20 cm)	9.25 in (23.5 cm)
Maximum lift height	21 in (53 cm)	21 in (53 cm)	21 in (53 cm)	-
Power source	Air / hydraulic	Air / hydraulic	Air / hydraulic	Air / hydraulic
Required air pressure	90-200 psi (6.2-13.8 bar)	90-200 psi (6.2-13.8 bar)	90-200 psi (6.2-13.8 bar)	110 - 200 psi (7.7 - 13.8 bar)
Stroke	5.1 in (13 cm)	5.1 in (13 cm)	5.1 in (13 cm)	5.1 in (13 cm)
Extension screw adjustment	4.9 in (12 cm)	-	4.9 in (12 cm)	-
Frame width	12 in (30 cm)	-	12 in (30 cm)	-
Frame length	20 in (51 cm)	-	20 in (51 cm)	-
Wheel diameter	8 in (20 cm)	8 in (20 cm)	8 in (20 cm)	8 in (20 cm)
Handle length	53 in (135 cm)	53 in (135 cm)	23 in (58 cm)	53 in (135 cm)
Maximum air pressure	200 psi (13.8 bar)	200 psi (13.8 bar)	200 psi (13.8 bar)	200 psi (13.8 bar)
Starting height (SH)	-	8.7 in (22 cm)	-	-
SH w/ short lift pad	-	11 in (28 cm)	-	-
SH w/ tall lift pad	-	13.7 in (35 cm)	-	-
SH w/ short and tall lift pad	-	16 in (41 cm)	-	-
Lifting height (LH)	-	136 in (35 cm)	-	-
LH w/ short lift pad	-	16.2 in (41 cm)	-	-
LH w/ tall lift pad	-	18.8 in (48 cm)	-	-
LH w/ short and tall lift pad	-	21.1 in (54 cm)	-	-
Lift pad diameter	2 in (5.1 cm)	3.5 in (9 cm)	2 in (5.1 cm)	-
Lift pad start height	-	-	-	9.3 in (24 cm)
Lift pad start height w/ adapter	-	-	-	11.9 in (30 cm)
Screw adjustment	4 7/8 in (12.38 cm)	4 7/8 in (12.38 cm)	4 7/8 in (12.38 cm)	5 in (13 cm)
Length (handle horizontal)	-	-	-	71 in (180 cm)
Width (at wheels)	-	-	-	14.3 in (36 cm)
Overall height (handle vertical)	-	-	-	58.5 in (149 cm)
Weight	124 lb (56 kg)	131 lb. (59.5 kg)	124 lb (56 kg)	146 lb (66 kg)

Clutch Jacks

Manufactured by



Features:

- 300 lb. lifting capacity
- 360° rotating head allowing flexibility and convenience
- Hydraulic power system provides precise adjustment and the swivel casters permit easy movement
- Fold back feature allows technicians to easily remove the jack from underneath the vehicle
- Optional adapters are available to make other common jobs easier and safer
- US Patent #6,189,864,B1

**CCL-300****CCL-330H**

Specifications

Specification	CCL-300	CCL-300H (High rise)
Part number	485 80044 00	485 80048 00
Capacity	300 lb (136 kg)	300 lb (136 kg)
Minimum start height	15 in (38 cm)	40 in (102 cm)
Maximum lift height	39 in (99 cm)	80.5 in (204 cm)
Power	N/A	1st Stage Air / 2nd Stage Hydraulic
Required air pressure	N/A	100 to 160 psi (6.9 to 11.0 bar)
Head rotation	360°	360°
Dimensions (W x L)	22 x 41 in (56 x 104 cm)	41 x 41 in (104 x 104 cm)
Supplied spine shaft	2 in (5 cm)	2 in (5 cm)
Weight	134 lb (61 kg)	105 lb (48 kg)

Adapters / accessories

	Part number	Model	Description
1	485 80050 00	CAD-300BC	Battery / compressor adapter (only for use with CCL-300H)
2	485 80049 00	CAD-300EV	Trailer / evap tray adapter (only for use with CCL-300H)
-	485 80043 00	CAD-134CL	1 3/4" spline
-	485 80045 00	CAD-312CL	12" height adapter
3	485 80046 00	CAD-300BD	Brake drum adapter
4	485 80047 00	CAD-214CL	2" 14 tooth spline
-	485 80040 00	CAD-2000FW	Flywheel adapter
-	485 80158 00	CAD-10TC	2" 10 tooth spline adapter
-	485 80173 00	CAD-18TED	18 tooth spline adapter - Eaton Endurant & Detroit DT12 transmissions
-	485 80174 00	CAD-24TIM	24 tooth spline adapter - Mack M-Drive & Volvo I-Shift transmissions



Automotive Transmission Jack

Manufactured by



Features:

- Two-stage design: 1st stage 100% air operated for speed; 2nd stage hydraulic for precise control
- Swivel casters make for easy maneuverability
- Nylon Speed-Strap™ quickly and conveniently secures the load
- Heavy-duty acme threaded screws provide greater bearing surface for easier tilt adjustments
- Additional adapters available



Specifications

Specification	ATJ-1000H
Part Number	485 80025 00
Capacity	1,000 lb (454 kg)
Minimum start height	34.5 in (88 cm)
Maximum lift height	72 in (183 cm)
Power	1st stage air / 2nd stage air, hydraulic
Required air pressure	90 to 160 psi (6.2 to 11.0 bar)
Head plate dimension	11.5 x 11.5 in (29 x 29 cm)
Tilt (forward - rear - side to side)	40° / 20° / 10°
Caster diameter	4 in (10 cm)
Weight	125 lb (57 kg)

Adapters / accessories

	Part number	Model	Description
1	485 80030 00	AAD-1000K	All-purpose adapter kit
2	485 80027 00	AAD-1045	#45 adapter
3	485 80026 00	AAD-1090	#90 adapter
4	485 80029 00	AAD-1004	4T80E adapter
-	485 80028 00	AAD-1002	2" height adapter



Commercial Transmission Jacks

Manufactured by



Features:

- Heavy duty casters
- Large head plate
- Forward, rear, and side tilt adjustments
- Four adjustable quick ratcheting brackets
- Manual / hydraulic
- + Optional truck component handling system (TCHS) - refer to model numbers with TC suffix
- + 2-stage design: 1st stage 100% air operated for speed; 2nd stage air / hydraulic for precise control (CTJ-2200A)



CTJ-2200

**The Truck Component Handling System (TCHS) offers a versatile universal adapter solution that can be configured to handle an abundance of commercial vehicle components including but not limited to drive shafts, differentials, transmissions, and axle assemblies. (See page 44.)*

Manufactured by



Features:

- Low 30" start height
- 2-stage design: 1st stage 100% air operated for speed; 2nd stage air / hydraulic for precise control
- Lockable / steerable casters
- Large head plate
- Includes truck component handling system (TCHS) kit*



CTJ-2700H

Commercial transmission jack specifications

Specification	CTJ-2200 / CTJ-2200TC	CTJ-2200A / CTJ-2200ATC	CTJ-2700H
Part numbers	485 80031 00 / 485 80032 00	485 80033 00 / 485 80034 00	485 80035 00
Capacity	2,200 lb (1,001 kg)	2,200 lb (1,001 kg)	2,700 lb (1,225 kg)
Minimum start height	8 in (20 cm)	8 in (20 cm)	30 in (76 cm)
Maximum lift height	34 in (86 cm)	34 in (86 cm)	72 in (183 cm)
Power	Manual / hydraulic	Air / hydraulic	1st stage air / 2nd stage air, hydraulic
Required air pressure	90 to 200 psi (6.2 to 13.8 bar)	90 to 200 psi (6.2 to 13.8 bar)	110 psi (76 bar)
Power (RAM) travel	26 in (66 cm)	26 in (66 cm)	-
Head plate dimension	11.5 x 17 in (29 x 43 cm)	11.5 x 17 in (29 x 43 cm)	11.5 x 17 in (29 x 43 cm)
Tilt (forward - rear - side to side)	10°	10°	10°
Dimensions (W x L)	28.3 x 44.5 in (72 x 113 cm)	28.3 x 44.5 in (72 x 113 cm)	34.5 x 42 x 49.3 in (88 x 107 x 125 cm)
Handle length	24.3 in (62 cm)	24.3 in (62 cm)	44.5 in (113 cm)
Caster diameter	4 in (10 cm)	4 in (10 cm)	8 in (20 cm)
Weight	305 lb (138 kg)	305 lb (138 kg)	670 lb (304 kg)

Adapters / accessories

	Part number	Model	Description
1	485 80042 00	CAD-2000TC	TCHS universal adapter kit* (includes brackets, chains, sling straps, tool box)
-	485 80038 00	CAD-2000DF	Differential adapter
2	485 80037 00	CAD-2000CL	Clutch adapter
-	485 80039 00	CAD-2000EF	Eaton fuller transmission adapter
-	485 80036 00	CAD-2000BD	Brake drum adapter
3	485 80040 00	CAD-2000FW	Flywheel adapter
4	485 80041 00	CAD-2000KP	King pin adapter (wheel end)
5	485 80154 00	CAD-10DBA	Disc brake caliper adapter
6	485 80140 00	CAD-25DLA	Driveline adapter
7	485 80155 00	CAD-EVB	Electric vehicle battery pack adapter – electric vans
8	485 80138 00	CAD-DPFH	Horizontal DPF adapter
9	485 80139 00	CAD-DPF1	1-Box DPF adapter
10	485 80136 00	CAD-HRDIF	Flange/half-round yoke adapter
11	485 80141 00	CAD-MDDIF	Medium duty differential adapter



Engine Stands

Manufactured by



Features:

- Adjustable to capture a variety of engines
- Laterally adjusts creating a flexible yet sturdy work platform
- 360° rotation
- Locking wheels



AES-1000



CES-6000*

Accommodates any engine transmission or axle carrier when equipped with universal engine adapter (P/N 485 80142 00)*

Specifications

Specification	AES-1000	CES-6000*
Part number	485 80084 00	485 80125 00
Capacity	1,000 lb (454 kg)	6,000 lb (2721 kg)
Height to center line	41 in (104 cm)	39 in (99 cm)
Maximum overall length	41.5 in (105 cm)	66 in (168 cm)
Overall width	41 in (104 cm)	49 in (124 cm)
Maximum overall height	44.3 to 44.5 in (112 to 113 cm)	50 in (127 cm)
Front wheels	4 in (10 cm) swivel with brake	8" (20 cm) fixed
Rear wheels	5 in (13 cm) fixed	6 in (15 cm) swivel
Handle length	32 in (81 cm)	12 in (30 cm)
Maximum engine swing radius	31 in (79 cm)	42 in (107 cm)
Weight	163 lb (74 kg)	835 lb (378.8 kg)

Adapters / accessories (for CES-6000 only)

	Part number	Model	Description	Fitment
1	485 80142 00	CAD-6KUEA	Universal engine adapter**	Universal fitment for all engines, transmissions, and axle carriers
-	485 80143 00	CAD-6KDET	Detroit Diesel multi series adapter	53, 71, 92, 8.2L series engines
2	485 80144 00	CAD-6KS60	Detroit Diesel 60 series engine adapter	Detroit Diesel 60 series engines
-	485 80145 00	CAD-6KCMS	Cummins Multi series adapter	NH, NTC, NTE, N14, 855, 378 V6 & L10 6 cylinder, 504, 555, 903, KT 1150 series engines
-	485 80146 00	CAD-6KLMS	Cummins L-10 & M-11 series	Cummins L-10 & M-11 series engines
-	485 80147 00	CAD-6KCBS	Cummins B series	Cummins B series engines
3	485 80148 00	CAD-6KCCA	Cummins C series	Cummins C series engines
-	485 80149 00	CAD-6KCAT	CAT Diesel	1673, 3306, 1674, 1693, 3406 Inline 6, 1100, 3208, & 3408 V8 series engines
4	485 80150 00	CAD-6KINT	International	4-152, 4-196, V-304, V-345, V-392, MV-404, MV-446, DV-550, D 9.0L, 6.9L, DT-360, DT-466 series engines
-	485 80151 00	CAD-6KJDP	John Deere Powertech	PowerTech 4.5L & 6.8L series engines



Filter Crushers

Features:

- Accommodates up to 4 spin-on oil filters simultaneously
- Interlocking feature prevents door from opening until the ram is fully retracted
- Removable catch basin
- 100% air operated
- Mounting stand included

Manufactured by



AFC-9

CFC-16

Specifications

Specification	AFC-9	CFC-16
Part number	485 80081 00	485 80082 00
Dimensions (H x W x D)	69.5 in x 15 in x 16.8 in (177 cm x 38 cm x 43 cm)	85.5 in x 20.5 in x 16.8 in (217 cm x 52 cm x 43 cm)
Stand dimensions (H x W x D)	57 in x 29 in x 23 in (145 cm x 74 cm x 58 cm)	61 in x 29 in x 27 in
Weight	242 lb (110 kg)	282 lb (128 kg)
Crushing chamber	9 in (23 cm)	16 in (4064 cm)
Dimensions (H x W x D)	9 in x 8 in x 8 in (23 cm x 20 cm x 20 cm)	16.3 in x 10 in x 8 in (41 cm x 25 cm x 20 cm)
Air inlet	1/4 female npt	1/4 female npt
Air pressure	100 to 160 psi (6.9 to 11.0 bar)	100 to 200 psi (6.9 to 13.8 bar)
Catch basin connection	3/4 female npt	3/4 female npt
Crushing force	Air Pressure Required	Air Pressure Required
Crushing force: 12,000 lb / 6 tons	112 psi (7.7 bar)	112 psi (7.7 bar)
Crushing force: 14,000 lb / 7 tons	129 psi (8.9 bar)	129 psi (8.9 bar)
Crushing force: 16,000 lb / 8 tons	147 psi (10.1 bar)	147 psi (10.1 bar)
Crushing force: 18,000 lb / 9 tons	165 psi (11.4 bar)	165 psi (11.4 bar)
Crushing force: 20,000 lb / 10 tons	183 psi (126 bar)	183 psi (126 bar)
Crushing force: 22,000 lb / 11 tons	200 psi (13.8 bar)	200 psi (13.8 bar)
Shipping Weight	242 lb (110 kg)	282 lb (128 kg)

Fluid Handlers

Manufactured by




Features:

- Three swivel casters
- Welded body construction
- Air pressurized system - uses shop air
- Factory set air regulator and "pop-off" valve
- Low profile design of 9"



CFH-15AF*



CFH-15OL

Specifications

Specification	CFH-15AF	CFH-15OL
Part number	485 80079 00	485 80078 00
Capacity	15 gal (57 liter)	15 gal (57 liter)
Fluid	Anti-freeze	Oil
Overall height	9 in (23 cm)	9 in (23 cm)
Overall diameter	30 in (76 cm)	30 in (76 cm)
Catch pan diameter	24 in (61 cm)	24 in (61 cm)
Catch pan depth	2.4 in (6 cm)	2.4 in (6 cm)
Drain hose length	120 in (305 cm)	120 in (305 cm)
Drain hose diameter (I.D.)	0.8 in (2 cm)	0.8 in (2 cm)
Drain shut-off	0.8 in (2 cm)	0.8 in (2 cm)
Swivel caster diameter	3 in (8 cm)	3 in (8 cm)
Regulator	12 psi (0.8 bar)	12 psi (0.8 bar)
Pop off valve	15 psi (1.0 bar)	15 psi (1.0 bar)
Weight	90 lb (41 kg)	90 lb (41 kg)

Adapters / accessories

Part number	Model	Description
1 485 80080 00	CFH-15K	Fluid handler height extension adapter

1



*Reusable 100 micron filter included

Forklift Jacks

Features:

- Two position lift pad that easily adjusts to handle flat or edged surfaces
- Low starting height of 2¼" allows maximum flexibility
- Hold-to-Run™ release knob provides a slow descent rate with precise operator control

Manufactured by



CFL-4



CFL-7

Specifications

Specification	CFL-4	CFL-4A (air assist)	CFL-7	CFL-7A (air assist)
Part number	485 80085 00	485 80086 00	485 80087 00	485 80088 00
Capacity	4T (8,000 lb / 3,629 kg)	4T (8,000 lb / 3,629 kg)	7.5T (15,442 lb / 7,004 kg)	7.5T (15,442 lb / 7,004 kg)
Maximum lift height	16 in (41 cm)	16 in (41 cm)	16 in (41 cm)	16 in (41 cm)
Power	Hydraulic	Air / hydraulic	Hydraulic	Air / hydraulic
Required air pressure	-	155 psi (10.7 bar)	-	155 psi (10.7 bar)
Reach (raised position)	7 in (18 cm)	7 in (18 cm)	7 in (18 cm)	7 in (18 cm)
Distance from hydraulic cylinder to lift pad:				
Width	8 in (20 cm)	8 in (20 cm)	10 in (25 cm)	10 in (25 cm)
Starting pad height (lift arm notch)	2.3 in (5.8 cm)	2.3 in (5.8 cm)	2.3 in (5.8 cm)	2.3 in (5.8 cm)
Starting pad height (serrated lift pad)	2.5 in (6.3 cm)	2.5 in (6.3 cm)	2.5 in (6.3 cm)	2.5 in (6.3 cm)
Weight	68 lb (31 kg)	71 lb (32 kg)	93 lb (42 kg)	98 lb (44 kg)

Locknut Sockets


Features:

- Black Armor Coating™ protects sockets against rust and corrosion for increased product longevity
- 10 year warranty
- ¾" square drive for manual tools
- High strength steel
- Several kit options: 6pt, 8pt, truck wheel service kit (most popular from 6 and 8pt kits)



Part #	Description	6pt Kit	8pt Kit	Service Kit	Model
085 80012 00	6pt - 2-1/2"	■		■	CTO-62500
085 80013 00	6pt - 2-3/4"	■		■	CTO-62750
085 80014 00	6pt - 3-3/4"	■			CTO-63750
085 80015 00	6pt - 3-1/8"	■			CTO-63125
085 80016 00	6pt - 4"	■		■	CTO-64000
085 80017 00	6pt - 2-3/32"	■			CTO-62093
085 80018 00	6pt - 2-1/4"	■			CTO-62250
085 80019 00	6pt - 2-3/8R"	■			CTO-62375R
085 80020 00	6pt - 2-9/16R"	■		■	CTO-62562R
085 80021 00	6pt - 2-9/16"	■		■	CTO-62562
085 80022 00	6pt - 2-3/8"	■			CTO-62375
085 80023 00	6pt - 3"	■			CTO-63000
085 80024 00	6pt - 2-5/8"	■		■	CTO-62630
085 80025 00	6pt - 2-7/8"	■		■	CTO-62880
085 80026 00	6pt - 3-1/4"	■		■	CTO-63250
085 80027 00	6pt - 3-1/2"	■		■	CTO-63500
085 80028 00	6pt - 3-7/8"	■			CTO-63880
085 80029 00	6pt - 4-1/8"	■		■	CTO-64125
085 80030 00	6pt - 4-3/8"	■			CTO-64375
085 80031 00	6pt - 4-7/8"	■			CTO-64880

Part #	Description	6pt Kit	8pt Kit	Service Kit	Model
085 80032 00	6pt - 5-1/4"	■			CTO-65250
085 80033 00	8pt - 3-3/4"		■		CTO-83750
085 80034 00	8pt - 2-3/8"		■		CTO-82375
085 80035 00	8pt - 2-9/16"		■		CTO-82562
085 80036 00	8pt - 2-3/4"		■		CTO-82750
085 80037 00	8pt - 3"		■		CTO-83000
085 80038 00	8pt - 2-7/8"		■		CTO-82880
085 80039 00	8pt - 3-1/8"		■		CTO-83125
085 80040 00	8pt - 3-1/4"		■	■	CTO-83250
085 80041 00	8pt - 3-1/2"		■		CTO-83500
085 80042 00	8pt - 3-3/8"		■		CTO-83375
085 80043 00	8pt - 3-13/16"		■		CTO-83810
085 80044 00	8pt - 3-7/8"		■	■	CTO-83880
085 80045 00	8pt - 4-3/8"		■		CTO-84375
085 80046 00	8pt - 4-1/2"		■		CTO-84500
085 80047 00	8pt - 4-7/8"		■		CTO-84880
485 80127 00	6pt Full Kit				CTO-60K
485 80128 00	8pt Full Kit				CTO-80K
485 80129 00	Service Kit				CTO-68KWS
085 80048 00**	Display Board				CTO-68DB



Please scan the QR code to watch the overview video of this equipment.

Service Jacks

Manufactured by



Features:

- A low start height combined with a high lift height
- Heavy duty steel frame design
- Manual pump feature included
- Large front wheels and long-life heavy duty rear swivel casters



CSJ-3



CSJ-6A

Specifications

Specification	CSJ-3	CSJ-6A	CSJ-10A
Part number	485 80022 00	485 80024 00	485 80023 00
Maximum capacity	3T (6,000 lb / 2,721 kg)	6T (12,000 lb / 5,443 kg)	10T (20,000 lb / 9,072 kg)
Minimum start height	4.25 in (11 cm)	4.8 in (12 cm)	7 in (18 cm)
Maximum lift height	23.75 in (60 cm)	23.3 in (59 cm)	27 in (69 cm)
Power	Hydraulic / manual	Air / hydraulic / manual	Air / hydraulic / manual
Required air pressure	-	90 to 175 psi (6.2 to 12.1 bar)	90 to 175 psi (6.2 to 12.1 bar)
Chassis dimensions (H x L)	7.25 in x 34 in (18 cm x 86 cm)	9.8 in x 48 in (25 cm x 122 cm)	10 in x 53.5 in (25 cm x 136 cm)
Handle length	45 in (114 cm)	47.8 in (121 cm)	47 in (119 cm)
Dimensions (W x L)	16 in x 81 in (41 cm x 206 cm)	18.5 in x 95.3 in (47cm x 242 cm)	21.9 in x 101.8 in (56 cm x 259 cm)
Overall reach	75.5 in (191.77 cm)	87 in (221 cm)	93 in (236 cm)
Front caster diameter	4 in (10 cm)	4.3 in (11 cm)	5 in (13 cm)
Rear swivel caster diameter	3 in (8 cm)	4 in (10 cm)	4 in (10 cm)
Saddle diameter	6.5 in (17 cm)	7.4 in (19 cm)	8 in (20 cm)
Front width caster to caster	13.5 in (34 cm)	16.9 in (43 cm)	17.1 in (43 cm)
Rear width bracket to bracket	16 in (41 cm)	19.9 in (51 cm)	20.1 in (51 cm)
Weight	410 lb (186 kg)	256 lb (116 kg)	410 lb (186 kg)

Non-Skid Truck Ramp

Manufactured by



Features:

- 20,000 lbs of capacity per ramp with a 9" total ramp height
- Retractable handle and self-lowering wheels
- Non-skid base to prevent unintended movement of ramp during loading
- Welded steel frame construction
- Raised tire gripping surface



Specifications

Specification	CTR-20
Part number	485 80021 00
Capacity (each)	20,000 lb (9,072 kg)
Overall length	51 in (130 cm)
Overall height	9 in (23 cm)
Overall width	18.5 in (47 cm)
Tread width	15 in (38 cm)
Handle length	34.5 in (88 cm)
Wheel diameter	5 in (13 cm)
Weight (per pair)	340 lb (154 kg)

Shop Cranes

Features:

- Unique large caster design
- Easy adjustable leg width
- Can be purchased with a manual or air /hydraulic pump



Manufactured by



CSC-2200A

Specifications

Specification	CSC-2200 / CSC-2200A	CSC-4400 / CSC-4400A
Part number	485 80070 00 / 485 80071 00 (air assist)	485 80073 00 / 485 80074 00 (air assist)
Capacity retracted	2,200 lb (998 kg)	4,400 lb (1,996 kg)
Capacity center	1,900 lb (862 kg)	3,800 lb (1,724 kg)
Capacity extended	1,650 lb (748 kg)	3,300 lb (1,497 kg)
Max boom height (retracted / extended)	114 in / 125 in (290 cm / 318 cm)	119 in / 130 in (302 cm / 330 cm)
Overall boom height (horizontal)	83 in (211 cm)	84 in (213 cm)
Boom reach (retracted / extended)	33 in / 48 in (84 cm / 122 cm)	35.8 in / 50.8 in (91 cm / 129 cm)
Overall length	82 in (208 cm)	82 in (208 cm)
Minimum throat width	22 in (56 cm)	22 in (56 cm)
Leg length (inside)	55 in (140 cm)	55 in (140 cm)
Inside leg width (1 / 2 / 3)	22 in / 36 in / 50 in (56 cm / 91 cm / 127 cm)	22 in / 36 in / 50 in (56 cm / 91 cm / 127 cm)
Leg height	8.1 in (21 cm)	8.1 in (21 cm)
Wheel diameter	6 in (15 cm)	6 in (15 cm)
Weight	540 lbs (244.9 kg)	640 lbs. (290.3 kg)

Adapters / accessories

Part number	Model	Description
485 80076 00	CPS-6000	6,000 lb load positioning sling
485 80077 00	CPS-10000	10,000 lb load positioning sling



Features:

- Lifetime warranty
- Made from US Steel
- Includes chains
- Comes Acme threaded

Specification	CPS-6000	CPS-10000
Capacity	6,000 lb	10,000 lb (4,536 kg)
Spread	30 - 46 in (76 - 117 cm)	44-56 in (112 cm - 142 cm)
Adjustment increments	4 in (10 cm)	3 in (76)
Dimensions (H x W) or (H x W x L)	15.4 in x 5 in (39 cm x 30 cm)	16.1 in x 5.3 in (41 cm x 13 cm)
Tilt adjustment (maximum)	30°	30°
Chain grade	80	80
Chain size	5/16 in (.79 cm)	5/16 in (.79 cm)
Hook height	18 in - 42 in (45 cm - 106 cm)	18 in - 42 in
Weight	74 lb (34 kg)	115 lb (52 kg)

Shop Presses

Features:

- 1.5" diameter ram has a two-way mountable air/hydraulic or manual pump
- Easily adjusted bolster with six positions and a wide throat



CBP-10



CSP-10

Manufactured by



Specifications

Specification	CBP-10* / CBP-10A*	CSP-10* / CSP-10A*
Part number	485 80055 00 / 485 80056 00 (air assist)	485 80058 00 / 485 80059 00 (air assist)
Capacity	10T (20,000 lb / 9,072 kg)	10T (20,000 lbs / 9,072 kg)
Cylinder stroke	10 in (25 cm)	10 in (25.4 cm)
Adjustment increments	6 in (15.2cm)	6 in (15.2 cm)
Dimensions (W x D)	25.1 in x 7.1 in (64 cm x 18 cm)	25.1 in x 28 in (63.8 cm x 71.1 cm)
Weight	130 lb (59 kg)	180 lb (81.7 kg)

Adapters / accessories

Part number	Model	Description
485 80057 00	BSP-10 / 10A	Safety guard for 10 ton bench shop press
485 80060 00	CSP-10 / 10A	Accessory kit for 10 ton shop press
485 80061 00	CSP-10 / 10A	Safety guard for 10 ton shop press

*Available bench mounted or purchased with an integrated stand / safety gates

Manufactured by



Features:

- 6 position adjustable bolster
- 4-way mountable pump
- Winch cable for raising and lowering the bolster
- Gray engineered and built power units



CSP-25



CSP-75

Specifications

Specification	CSP-25* / CSP-25A*	CSP-75 / CSP-75K
Part number	485 80062 00 / 485 80063 00 (air assist)	485 80066 00 / 485 80067 00 (with accessory kit)
Capacity	25T (50,000 lb / 22,680 kg)	75T (150,000 lb / 68,039 kg)
Power source	-	Air / hydraulic
Cylinder stroke	6.3 in (15.9 cm)	8.8 in (22.2 cm)
Horizontal ram travel	-	32 in (81 cm)
Throat width	-	50 in (127 cm)
Inside / outside throat depth	-	8 in (20 cm) / 14 in (25 cm)
Required air pressure	-	120 to 200 psi (8.3 to 13.8 bar)
Adjustment increments	4.3 in (10.8 cm)	6 in (15 cm)
Vertical throat minimum / max	-	9.5 in (24.1 cm) / 39.5 in (100.3 cm)
Dimensions (H x W x D)	40.5 in x 70.4 in (102.9 cm x 178.8 cm)	85 in x 78 in x 44 in (216 cm x 198 cm x 112 cm)
Weight	510 lb (231 kg)	-

Adapters / accessories

Part number	Model	Description
485 80064 00	CSP-25 / 25A	Safety guard for 25 ton shop press
485 80065 00	CSP-25 / 25A	Accessory kit for 25 ton shop press
485 80068 00	CSP-75	Mountable guard for 75 ton shop press (each side)
485 80069 00	CSP-75	Accessory kit for 75 ton press

Vehicle Lifts

Features:

- Allows for safe lifting and support of drive axles
- Change all tires with a single jack movement
- Eliminates the need to go under the vehicle to place Jacks or support stands
- Downstops and pin increments every 3"
- Low starting height to clear low hanging suspension
- 100% air operation



Manufactured by



Specifications

Specification	CAL-4
Part number	485 80166 00
Capacity	8,000 lb (3628 kg)
Stroke	17 in (43.2 cm)
Minimum start height	7.9 in (20.1 cm)
Maximum lift height	23.5 in (59.7 cm)
Power	Air
Required air pressure	125 psi (862 Bar)
Forward reach (CL to CL)	44 in (112 cm)
Overall length	70.25 in (178.4 cm)
Overall width	39.5 in (100.3 cm)
Overall height	50.75 in (129.5 cm)
Weight	700 lb (317.5 kg)

Adapters / accessories

	Part number	Model	Description
1	485 80126 00	CAR-20	2,000 lb Rear Axle Support/Restraint



Vehicle Lifts

Manufactured by



Features:

- Large pneumatic wheels
- Adjustable lifting saddles can easily be raised and extended to a variety of positions
- Two-stage air valve to allow for raising and lowering the jack



Specifications

Specification	CAL-10
Part number	485 80120 00
Capacity	20,000 lb (9,072 kg)
Stroke	30 in (76 cm)
Minimum start height	14 in (36 cm)
Maximum lift height	50 in (127 cm)
Power	Air
Required air pressure	200 psi (13.8 bar)
Forward reach (CL to CL)	17 in (43 cm)
Overall length	43 in (109 cm)
Overall width	37 in (94 cm)
Overall height	66 in (166 cm)
Saddle spread	32 in to 43 in (81 cm to 109 cm)
Weight	755 lb (342 kg)

Vehicle Support Stands

Manufactured by



Features:

- Manual insert, load retention pin
- Tabbed bottom for superior stability
- Sold in pairs
- Pin includes flanged design to ensure proper locking

**CSS-7****CSS-10****CSS-12****CSS-25****CSS-10T****CSS-35T****CSS-35A**

Specifications

Specification	CSS-3	CSS-3T (tall)	CSS-7	CSS-7T (tall)
Part number	485 80160 00	485 80161 00	485 80004 00	485 80005 00
Capacity	3T (6,000 lb / 2722 kg)	3T (6,000 lb / 2722 kg)	7T (15,435 lb / 7,001 kg)	7T (15,435 lb / 7,001 kg)
Minimum start height	9.5 in (25 cm)	12 in (30 cm)	9.5 in (25 cm)	12 in (30 cm)
Maximum lift height	16 in (41 cm)	20 in (51 cm)	16 in (41 cm)	20 in (51 cm)
Adjustment increments	1 in (3 cm)	1.5 in (4 cm)	1 in (3 cm)	1.5 in (4 cm)
Weight (per pair)	41 lb (186 kg)	54 lb (24.5 kg)	32 lb (15 kg)	38 lb (17 kg)

Specification	CSS-10	CSS-10T (tall)	CSS-12	CSS-12T (tall)
Part number	485 80006 00	485 80007 00	485 80008 00	485 80009 00
Capacity	10T (20,000 lb / 9,072 kg)	10T (20,000 lb / 9,072 kg)	12T (24,000 lb / 10,886 kg)	12T (24,000 lb / 10,886 kg)
Minimum start height	20 in (51 cm)	30 in (76.2 cm)	20 in (51 cm)	30 in (76.2 cm)
Maximum lift height	32 in (81 cm)	52 in (132 cm)	32 in (81 cm)	52 in (132 cm)
Adjustment increments	1 in (3 cm)	1 in (3 cm)	1 in (3 cm)	1 in (3 cm)
Weight (per pair)	70 lb (32 kg)	158 lb (72 kg)	70 lb (32 kg)	154 lb (70 kg)

Specification	CSS-25	CSS-25T (tall)	CSS-35	CSS-35T (tall)
Part number	485 80010 00	485 80011 00	485 80012 00	485 80013 00
Capacity	25T (50,000 lb / 22,680 kg)	25T (50,000 lb / 22,680 kg)	35T (70,000 lb / 31,751 kg)	35T (70,000 lb / 31,751 kg)
Minimum start height	12 in (30 cm)	20 in (51 cm)	13.5 in (34 cm)	21 in (53 cm)
Maximum lift height	20 in (51 cm)	32 in (81 cm)	21 in (53 cm)	33.3 in (85 cm)
Adjustment increments	1.5 in (4 cm)	1.5 in (4 cm)	1.5 in (4 cm)	1.5 in (4 cm)
Weight (per pair)	62 lb (28 kg)	112 lb (51 kg)	84 lb (38 kg)	129 lb (59 kg)

Specification	CSS-35A (air assist)	CSS-35AT (tall w/air assist)	CSS-35P (with plate)
Part number	485 80015 00	485 80016 00	485 80014 00
Capacity	35T (70,000 lb / 31,751 kg)	35T (70,000 lb / 31,751 kg)	35T (70,000 lb / 31,751 kg)
Minimum start height	20.3 in (51.4 cm)	316 in (80.2 cm)	13.5 in (34 cm)
Maximum lift height	34.8 in (83.2 cm)	55.4 in (140.7 cm)	21 in (53 cm)
Adjustment increments	1 in (2.5 cm)	1 in (2.5 cm)	1.5 in (4 cm)
Weight (per pair)	136 lb (61.7 kg)	194 lb (87 kg)	84 lb (38 kg)

Wheel Dollies

Manufactured by



Features:

- Two handle design aids maneuverability and effortless access to the hub
- Safe and efficient removal of complete wheel assemblies for both single and dual wheels
- Included wheel support pins allow for complete wheel assemblies to be rotated and locked into any position



Specifications

Specification	CWD-600
Part number	485 80165 00
Capacity	600 lb (272 kg)
Minimum tire diameter	30 in (76.2 cm)
Maximum tire diameter	47 in (119.4 cm)
Stroke	6.5 in (16.5 cm)
Width	46 in to 57 in (116 cm to 145 cm)
Depth	48 in (121.9 cm)
Height	40.75 in (103.5 cm)
Weight	341 lb (154.7 kg)

Wheel Dollies

Manufactured by



Features:

- Internal bearing for smooth rotation of the arms
- Offset column for open work space
- Fore and aft tilt



Specifications

Specification	CWD-1500
Part number	485 80114 00
Capacity	1,500 lb (680 kg)
Maximum lift height	8 in (20 cm)
Power	Hydraulic
Lift arm speed	24 in (61 cm)
Tilt (forward / rear)	2 in / 5 in (5 cm / 13 cm)
Dimensions (H x W x L)	30 in x 36 in x 39 in (76 cm x 91 cm x 99 cm)
Chain length	72 in (183 cm)
Weight	120 lb (54 kg)

Adapters / accessories

Part number	Description
485 80115 00	Small wheel adapter arm

Wheel End Service

Manufactured by



Features:

- Handles air disc brake calipers and discs, brake drums and complete hub assemblies
- Tool tray for tools and hardware
- Includes caliper extension and wheel end adapter
- Handles and four swivel casters for maneuverability



Shown with optional rotor adapter.



Shown with caliper adapter.

Specifications

Adapters / accessories

Specification	CBD-200	Part number	Description	
Part number	485 80152 00	1	485 80153 00	Brake drum adapter
Capacity	200 lb (90.7 kg)	2	485 80167 00	Rotor adapter with strap
Maximum lift height (top of tool post)	44 in (104 cm)	3	485 80168 00	90° Long reach caliper adapter
Start height (top of tool post)	16 in (105 cm)	-	485 80169 00	Left hand caliper adapter
Width	35.875 in (111 cm)	-	485 80170 00	225mm wheel end adapter
Length	29.25 in (74 cm)	-	485 80171 00	335mm wheel end adapter
Rotor adapter capacity	175 lb (97 kg)	-	425 80175 00	Interchangeable plate adapter for 225 mm & 335 mm hub adapters
Caliper adapter capacity	100 lb (45 kg)			
Weight	205 lb (92.9 kg)			



Why MAHLE Service Solutions?

Over 30 million vehicles a year are tested or serviced with a MAHLE Service Solutions product in over 25,000 dealer and aftermarket service shops around the world...

MAHLE Aftermarket Inc., Service Solutions division specializes in the development, manufacturing and distribution of automotive services, tools and maintenance equipment, including vehicle diagnostics, air conditioning service, fluid exchange, nitrogen tire inflation systems, and hydraulic and pneumatic lift equipment.


Formerly known as RTI Technologies, MAHLE Service Solutions continues its legacy of building shop equipment for the most

stringent OEM and aftermarket needs. Along with this expertise, MAHLE Service Solutions combines the know-how of MAHLE Behr with automotive thermal management and MAHLE Powertrain with automotive test systems. Each of these three entities have more than 25 years of R&D and technology deployment experience providing advanced solutions for OE manufacturers

In addition to the high-quality products offered through its Service Solutions division, MAHLE Aftermarket provides a comprehensive and well-developed service network to ensure quick and professional technical support and training for repair shops.




Need Assistance?




Technical support?

Connect technical support at **800-468-2321 (option #1)** or tech.mss@mahle.com.



Questions or find a distributor?

Contact customer service at **800-468-2321 (option #2)** or sales.mss@mahle.com.



Request installation or training?

Contact technical support at **800-468-2321 (option #1)** or sales.mss@mahle.com.

MAHLE Aftermarket Inc., Service Solutions
916 West State Street
St. Johns, MI 48879 USA
United States
Phone +1 (800) 468-2321

MAHLE Aftermarket Inc.
23030 MAHLE Drive
Farmington Hills, MI 48335
United States
Phone +1 (800) 338-8786
Fax +1 (248) 596-8899

www.servicesolutions.mahle.com
www.mpulse.mahle.com

