



Garage equipment Training catalog 2023/2024



MAHLE Aftermarket Service Solutions training courses

This catalog presents courses for the following product lines:

- TechPRO® (diagnostics)
- TechPRO® Digital ADAS (calibration)
- ArcticPRO® (A/C servicing)
- FluidPRO® (ATF servicing)
- EmissionPRO® (emissions testing)
- OzonePRO (sanitation)

Who can enroll? Authorized MAHLE resellers. Levels 2 and 3 courses are available to end customers who have an existing agreement with an authorized MAHLE reseller.

How does it work? There are three different course levels for each product line: how to promote it, how to use it, and how to service it. Courses cover an entire product line, but can be tailored to the customers' needs and/or purchases.

Who should enroll? Sales agents and technicians.

What equipment do trainees need? For the Live Online Trainings, a computer with an internet connection. For on-site training, the relevant MAHLE device and, whenever necessary, an appropriate vehicle.

Where do the courses take place? Either online or on site. On-site training can take place at the trainees' location or at a MAHLE facility depending on the agreement.

What do trainees receive? A participation certificate that details the skills acquired.



ma.training@mahle.com



Contents

MAHLE Aftermarket Service Solutions – training courses 02

TechPRO®

Level 1	Product introduction	05
Level 2	Hands-on training	06
Level 3	Product servicing training	07

TechPRO® Digital ADAS

Level 1	Product introduction	09
Level 2	Hands-on training	10
Level 3	Product servicing training	11

ArcticPRO® ACX

Level 1	Product introduction	13
Level 2	Hands-on training	14
Level 3	Product servicing training	15

FluidPRO® ATX

Level 1	Product introduction	17
Level 2	Hands-on training	18
Level 3	Product servicing training	19

EmissionPRO®

Level 1	Product introduction	21
Level 2	Hands-on training	22
Level 3	Product servicing training	23

OzonePRO

Full course		25
--------------------	--	----

Sales & logistics		26
------------------------------	--	----



MAHLE

TechPRO

MAHLE
TechPRO

TechPRO®

Level 1 | Product introduction

This course introduces trainees to the automated diagnostics tools currently on the market and their future development. They will learn how to present our product, how to highlight its unique selling points, and how to promote it.

Content

- Overview of vehicle diagnostics technologies
- Focus on TechPRO®
- Understanding the licenses
- How to use GoLive
- Key features and USPs
- Benchmarks
- Sales opportunities

Outcomes

- Trainees will gain insight into ADAS systems and the most common calibration procedures.
- They will also acquire a good understanding of the product, its core features, and main sales strategies.

Conditions

- Max participants: 8
- Duration: 2 hours
- Format: Live Online Training



TechPRO®

Level 2 | Hands-on training

This course gives trainees practical training on automated diagnostics procedures and the main interventions on vehicle electronic control units.

Content

- Using the TechPRO® unit
- Understanding the main diagnostics procedures
- Reading ECU parameters
- Using ECU activations
- Applying ECU regulations
- Understanding security gateways
- Integrating the RMI database

Outcomes

- Trainees will acquire a deeper understanding of the tool, how to use it, and its main functions.
- They will be able to run automated diagnostics and perform the main interventions on the vehicle ECU.

Conditions

- Max participants: 5
- Duration: 4 hours
- Format: Live Online Training (2 hours of theory) + on site (2 hours of practical training)



TechPRO®

Level 3 | Product servicing training

This course teaches trainees how to configure the TechPRO® unit, activate the licenses, and perform some troubleshooting.

Content

- Configuring the TechPRO® unit
- Activating the licenses
- Troubleshooting
- Principles of repairs
- Go Live

Outcomes

- Trainees will learn how to properly activate the tool and perform the most common troubleshooting procedures.
- They will be able to make some repairs.

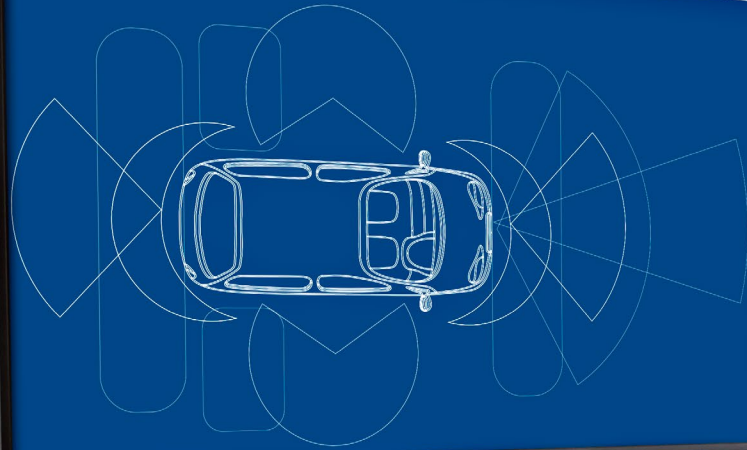

Conditions

- Max participants: 5
- Duration: 1 hour
- Format: On site



MAHLE

TechPRO®
Digital ADAS 2.0



MAHLE

TechPRO® Digital ADAS 2.0



TechPRO® Digital ADAS

Level 1 | Product introduction

This course introduces trainees to the world of advanced driver assistance systems (ADAS) and their calibration methods. They will learn how to present our product, how to highlight its unique selling points, and how to promote it.

Content

- Overview of ADAS technologies
- Introduction to calibration procedures
- Focus on TechPRO® Digital ADAS
- Key features and USPs
- Benchmarks
- Sales opportunities

Outcomes

- Trainees will gain insight into ADAS systems and the most common calibration procedures.
- They will also acquire a good understanding of the product, its core features, and main sales strategies.

Conditions

- Max participants: 8
- Duration: 3 hours
- Format: Live Online Training



TechPRO® Digital ADAS

Level 2 | Hands-on training

This course gives trainees practical training on the calibration procedures of ADAS with the TechPRO® Digital ADAS product line.

Content

- Overview of the current market situation of ADAS technologies
- Diagnostic and calibration principles
- Calibrating the static front camera
- Calibrating the static front radar
- Calibrating the radar on Asian vehicles

Outcomes

- Trainees will acquire a deeper understanding of the tool, how to use it, and its main functions.
- They will be able to run automated diagnostics and perform the main interventions on the vehicle ECU.

Conditions

- Max participants: 5
- Duration: 5 hours
- Format: Live Online Training (2 hours of theory) + on site (3 hours of practical training)



TechPRO® Digital ADAS Level 3

Level 3 | Product servicing training

This course teaches trainees how to install and configure the TechPRO® Digital ADAS unit and troubleshoot some problems.

Content

- Installing the TechPRO® Digital ADAS unit
- Setting up the TechPRO® Digital ADAS unit
- Configuring the TechPRO® Digital ADAS unit
- Pairing the diagnostic tool
- Testing
- Troubleshooting

Outcomes

- Trainees will learn how to set up the tool for quick use in workshops.
- They will also learn how to perform the most common troubleshooting procedures and how to proceed with repairs or replacement when needed.

Conditions

- Max participants: 5
- Duration: 2 hours
- Format: On site





ACX 420

MAHLE

Pressure Gauge 1

Pressure Gauge 2

R1234yf

MAHLE

ArcticPRO®

ArcticPRO® ACX

Level 1 | Product introduction

This course introduces trainees to the A/C service technologies currently on the market. They will also learn how to present our product, how to highlight its unique selling points, and how to promote it.

Content

- Overview of A/C service technologies
- Focus on the ArcticPRO® Line
- Understanding the licenses
- How to use GoLive
- Key features and USPs
- Benchmarks
- Sales opportunities

Outcomes

- Trainees will gain insight into A/C service procedures and technologies.
- They will also acquire a good understanding of the product, its core features, and main sales strategies.

Conditions

- Max participants: 8
- Duration: 3 hours
- Format: Live Online Training



ArcticPRO® ACX

Level 2 | Hands-on training

This course gives trainees practical training on A/C service procedures with the ArcticPRO® product line.

Content

- Performing a standard automated A/C service
- Understanding manual service options
- Flushing the system
- Using external kits

Outcomes

- Trainees will acquire an in-depth and practical understanding of A/C servicing.
- They will learn the procedures to perform a complete service of the vehicle A/C system.

Conditions

- Max participants: 5
- Duration: 4 hours
- Format: Live Online Training (2 hours of theory) + on site (2 hours of practical training)



ArcticPRO[®] ACX

Level 3 | Product servicing training

This course teaches trainees how to configure the product, activate the licenses, and perform some troubleshooting.

Content

- Configuring the ArcticPRO[®] unit
- Activating the licenses
- Activating and updating the database
- Troubleshooting
- Principles of repairs

Outcomes

- Trainees will learn how to configure and activate the tool.
- They will also be able to perform the most common troubleshooting procedures and make some repairs.

Conditions

- Max participants: 5
- Duration: 2 hours
- Format: On site





ATX 280

MAHLE

Fluid

FluidPRO® ATX

Level 1 | Product introduction

This course introduces trainees to ATF servicing technologies and their current market situation. They will learn how to present our product, how to highlight its unique selling points, and how to sell it.

Content

- Overview of ATF servicing technologies
- Focus on the FluidPRO® line
- Understanding the licenses
- How to use GoLive
- Key features and USPs
- Benchmarks
- Sales opportunities

Outcomes

- Trainees will gain insight into ATF servicing procedures and technologies.
- They will also acquire a good understanding of the product, its core features, and main sales strategies.

Conditions

- Max participants: 8
- Duration: 2 hours
- Format: Live Online Training



FluidPRO® ATX

Level 2 | Hands-on training

This course provides theoretical and practical knowledge about changing gearbox oil with the FluidPRO® flushing system. Participants will learn how to configure the product, activate licenses and run a troubleshooting procedure.

Content

- Performing a standard automated ATF service
- Understanding manual service options
- Connecting the unit to the gearbox
- Configuring the FluidPRO® unit
- Troubleshooting

Outcomes

- Trainees will acquire an in-depth and practical understanding of ATF servicing.
- They will also be able to configure the device and perform some troubleshooting procedures.

Conditions

- Max participants: 5
- Duration: 4 hours
- Format: Live Online Training (1 hour of theory) + on site (3 hours of practical training)



FluidPRO® ATX

Level 3 | Product servicing training

This course provides practical knowledge about changing gearbox oil with the flushing system FluidPRO® flushing system. Participants will learn how the individual valves work, explanation of the hydraulic schematic and calibration of the scales.

Content

- Explanation of the valves
- Explanation of the hydraulic scheme
- Calibration of the scales


Outcomes

- Trainees will acquire extensive and practical knowledge in the field of repair and maintenance of a gearbox oil change unit.
- They will also learn how to calibrate the unit after repair and put it back into operation.

Conditions

- Max participants: 5
- Duration: 4 hours
- Format: On site





MAHLE
EmissionPRO

EmissionPRO®

Level 1 | Product introduction

This course introduces trainees to the emissions-testing devices currently available on the market and their future development as well as regional emissions policies. They will learn how to present our product, how to highlight its unique selling points, and how to promote it.

Content

- Overview of emissions policies and emissions-testing devices
- Future developments
- Focus on the EmissionPRO® line
- Understanding the configuration
- Benchmarks and USPs
- Sales opportunities

Outcomes

- Trainees will gain insight into emissions-testing devices and the most common calibration procedures.
- They will also acquire a good understanding of the product, its core features, and main sales strategies.

Conditions

- Max participants: 8
- Duration: 2 hours
- Format: Live Online Training



EmissionPRO®

Level 2 | Hands-on training

This course provides practical knowledge about the emission test procedure with the EmissionPRO® measuring device. The participants will learn how to configure the product and how to perform troubleshooting.

Content

- Configuring the EmissionPRO® unit
- Calibrating the EmissionPRO® unit
- Performing emissions tests

Outcomes

- Trainees will acquire an in-depth and practical understanding of emissions testing.
- They will learn how to configure the device and how to perform an exhaust gas measurement.

Conditions

- Max participants: 5
- Duration: 2 hours
- Format: On site (2 hours of practical training)



EmissionPRO®

Level 3 | Product servicing training

This course provides practical knowledge about the emission test procedure with the EmissionPRO® measuring device. Participants will be trained in troubleshooting, performing calibration and configuration. Furthermore, they will be trained in adjustment and repair and in the legislation. This training is only valid for the German market.

Content

- Troubleshooting guide
- Explanation and execution of calibration and configuration
- Carrying out the adjustment and repair
- Current law regulations

Outcomes

- Trainees will acquire comprehensive and practice-relevant knowledge on repairing and calibrating the units.
- They will learn how to configure and repair the equipment.
- They will carry out an exhaust gas measurement

Conditions

- Max participants: 5
- Duration: 1 to 1 1/2 days
- Format: On site



A person's hand is shown holding the handle of a grey, rectangular MAHLE OzonePRO ozone generator. The device has a white label on the front with the MAHLE logo and the model name. On the right side, there is a circular fan grille and a sensor labeled 'SENSOR O3'. The background is a blurred car engine compartment.

MAHLE

OzonePRO

OzonePRO

Full course

This course gives trainees all the theoretical and practical training they need to understand, sell, and use the OzonePRO device. They will learn how to configure the product and perform some troubleshooting.

Content

- Overview of ozone technologies
- Key features and USPs
- Using the OzonePRO unit
- Using the O3 Easy app
- Troubleshooting

Outcomes

- Trainees will acquire an in-depth understanding of the device's unique selling points and how to use it in practice.
- They will also learn how to perform some troubleshooting procedures and make repairs.

Conditions

- Max participants: 8
- Duration: 3 hours
- Format: Live Online Training (2 hours of theory) + on site (1 hour of practical training)





Professional training

MAHLE Aftermarket product experts can travel to you—with a trunk full of expertise. Alternatively, you and your employees can visit us for hands-on seminars. In any case, our high-quality training courses will bring your technical know-how up to date. Interested? Then contact your trading partner or send an e-mail to ma.training@mahle.com.



MAHLE Insider

In our newsletter, we will now be sending you monthly updates on new products, technical and workshop topics, and offers and promotions, as well as other interesting information from the world of MAHLE Aftermarket.

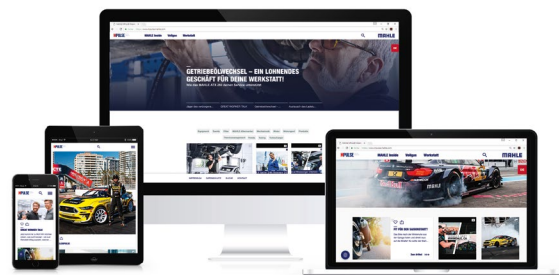
www.mahle-aftermarket.com/eu/en/services/mahle-insider

Would you like to receive the monthly newsletter? Register here:
mahle-aftermarket.com/eu/en/services/mahle-insider/#register



Brochures and flyers

We want our brochures and flyers to inform and educate you and your customers—about us as a company and about our products and services. In the process, we pay particular attention to the environmental sustainability of our documents: we scrutinize every print job, reduce print runs, and use PEFC-certified paper sourced from sustainably managed forests wherever possible while supporting climate protection projects through climate-neutral printing.



MPULSE customer magazine

Our customer magazine reports on all the relevant MAHLE and aftermarket topics: product information and background knowledge, technical tips for workshops, fitting instructions and videos, trends and new developments, as well as interesting articles and opportunities to get involved and win prizes. MPULSE is available all year around as an online magazine at mpulse.mahle.com.

MAHLE e-shop

As a wholesaler, you can now order all MAHLE products from a single platform—an exclusive service that's fast, easy, and secure. Here's how you benefit:

- Product images make it easier and quicker to identify items.
- Availability and purchase prices are displayed immediately.

customercare.mahle-aftermarket.com



Promotional items

With our attractive promotional items, we want to ensure that you and your customers don't forget us. From giveaways for trade fairs and events through to practical aids for workshops—we offer the right items for all areas of application.



Sales promotion

We provide useful sales promotion materials for outdoor advertising, showrooms, and the entire workshop environment to keep you and your customers in the loop about important product information, news, and promotions.

MAHLE Aftermarket on social media

Would you like to know what's new on a daily basis and participate in regular promotions and competitions?

With everything from information on the latest trade fairs and events as well as technical updates through to general news—our social media channels always keep you up to speed on what is happening.



mahlempulse
on Instagram



MAHLE
YouTube channel



MAHLE
Facebook page

Around-the-clock service: product hotline

Please look for the contact details on the website of your local MAHLE subsidiary.

Individual sales support

We're happy to develop individual training concepts tailored to your requirements. Ask your sales partner for details or reach out directly to customercare@mahle.com.

- Trade fairs
- Events
- Editorial articles
- Graphics
- Ads
- Banner advertising
- Sales promotions
- Plant tours



MAHLE Insider

MAHLE Aftermarket GmbH
Pragstraße 26–46
70376 Stuttgart/Germany
Phone +49 711 501-0

ma.training@mahle.com

www.mahle-aftermarket.com
www.mpulse.mahle.com